


## Features Typical



- Compatible with lead-free solders and higher temperature profiles
- 100% Tin over Copper
- Providing excellent solderability
- Compatible with both wave and reflow soldering processes
- Operating temperature range: -55°C to +125°C



**0603F-P** series(Rev: E)

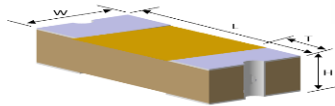
SMD Chip Fuse

### Applications

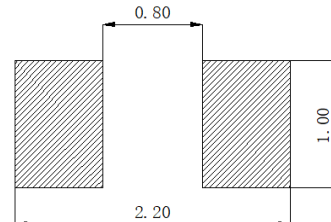
Circuit Protecting in LCD monitors, PC cards, disk drives, portable communication products, PDAs, digital cameras, DVDs, TVs, cell phones, rechargeable battery packs, battery chargers, etc.

### Product Dimensions and Recommended Land Pattern (mm)

	Inch	mm
L	0.063±0.006	1.60±0.15
W	0.031±0.004	0.8±0.10
H	0.013±0.004	0.33±0.10
T	0.010±0.004	0.25±0.10



Product Dimensions



Recommended soldering dimension

### Electrical Characteristics

Part Number	Current Rating	Voltage Rating	Interrupting Ratings	Nominal Cold DCR	Nominal I <sup>2</sup> t	Marking Code
	A	VDC	A	mΩ	(A <sup>2</sup> s)	
0603WCF075A032V-P	0.75	32	50	105	0.0152	A
0603WCF100A032V-P	1.0			70	0.0260	
0603WCF125A032V-P	1.25			53.3	0.0518	
0603WCF150A032V-P	1.5			38.5	0.0608	
0603WCF200A032V-P	2.0			28	0.1210	
0603WCF250A032V-P	2.5			21	0.2066	
0603WCF300A032V-P	3.0			17	0.3063	

Notice: 1. Measured at  $\leq 10\%$  rated current and 25°C ambient.  
2. Melting I<sup>2</sup>t at 0.001 second pre-arcing time.

## Clear-Time Characteristics (Fast Acting)

% of current rating	Clear-time at 25 °C
100%	4 hours min.
200%	5 seconds max.
300%	0.2 seconds max.

## Part Numbering

### 0603 WC F 100A 032V - P

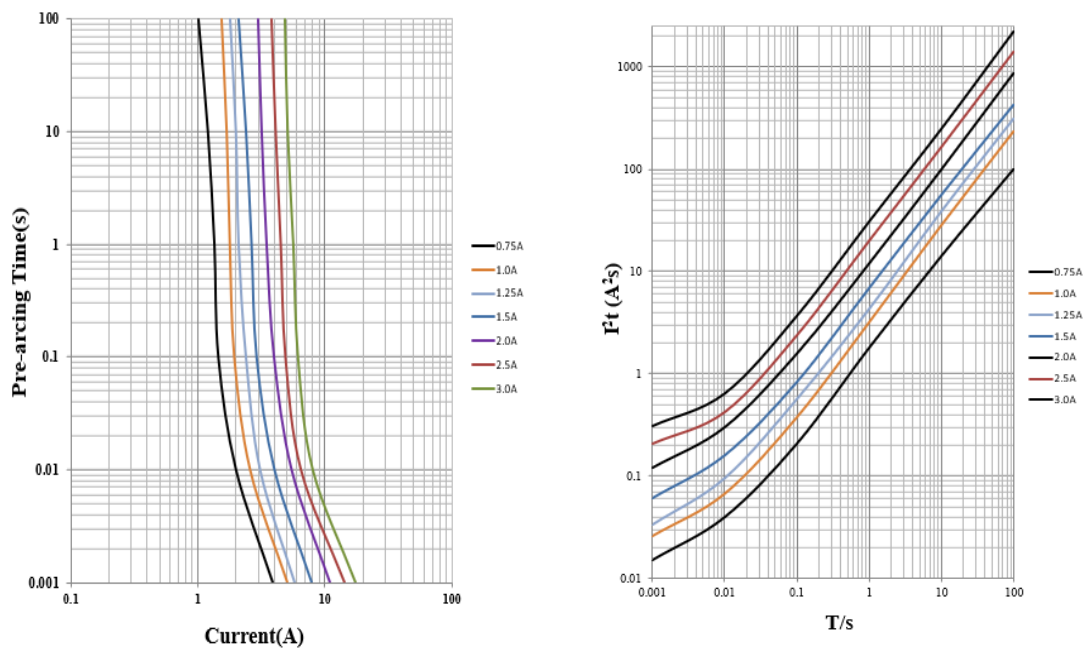
(1) (2) (3) (4) (5) (6)

- (1) Size code: Standard EIA Chip Size
- (2) Company code: Wayon Chip Fuse
- (3) Action code: F-Fast Acting, S-Slow Blow
- (4) Current rating code:100A-1.0A
- (5) Voltage rating code:032V-32VDC
- (6) Series code: P

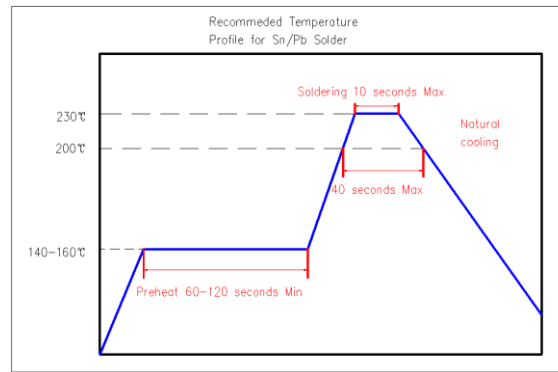
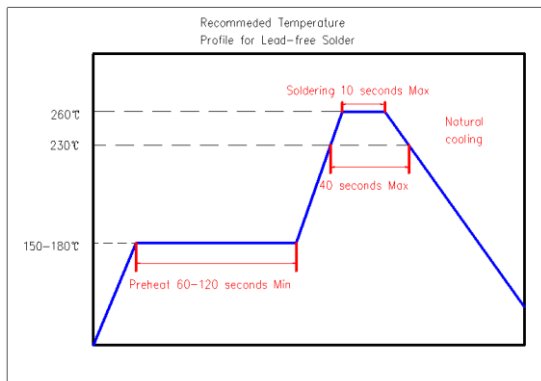
## Agency Approval

Recognized Under the Components Program of UL.File Number: E311435.

## Average Clear-Time Curves And $I^2t$ vs. $t$ Curves



## Solder Reflow Recommendations



### Recommended conditions for hand soldering:

1. Preheating: 150°C, 60s (min) Appropriate temperature (max) of soldering iron tip/soldering time (max): 280°C /10s or 350°C / 3s Maximum temperature of soldering iron tip/soldering time: 350°C /9s or 400°C / 8s
2. Using hot air rework station with tip that can melt the solder on both terminations of the same time is strongly recommended, don't directly contact the chip termination with the tip of soldering iron

## Electrical Specifications

### Clear-Time Characteristics:

Same as specified on the Short Form Data Sheet

### Insulation Resistance after Opening:

20,000 ohms minimum when cleared with rated voltage applied. Fuse clearing under low voltage conditions may result in lower after clearing insulation resistance values. (Note: Under normal fault conditions (low or rated voltage conditions), WAYON chip fuses provide sufficient after clearing insulation resistance values for circuit protection.)

### Current Carrying Capacity:

100% rated current at +25°C ambient for 4 hours minimum when evaluated per MIL-PRF-23419

### Interrupt Ratings:

Same as specified on the Short Form Data Sheet

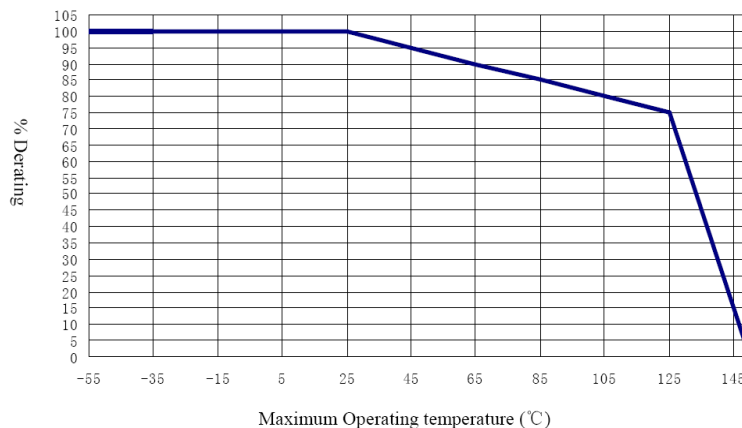
### Fuse Selection and Temperature De-rating Guideline:

The ambient temperature affects the current carrying capacity of fuses. When a fuse is operating at a temperature higher than 25°C, the fuse shall be "de-rated".

To select a fuse from the catalog, the following rule may be followed: Catalog Fuse Current Rating = Nominal Operating Current / 0.75 / % De-rating at the maximum operating temperature.

Example: At maximum operating temperature of 65°C, % De-rating is 90%. The nominal operating current is 4A. The current rating for fuse selected from the catalog shall be:

$$4 / 0.75 / 90\% = 5.9 \text{ or } 6\text{A.}$$



## ■ Packaging and Storage

### Packaging

WAYON's chip fuse are provided on tape-and-reel for use in pick-and-place machines or in bulk for special applications. Both tape-and-reel and bulk products are sealed in plastic bags with desiccant. The reel size can be 7 inches or 13 inches, depending on customers' preference.

### Packaging Data

Chip Size     Parts on 7inch (178 mm) Reel  
0603                             5,000pcs

### Storage

The maximum ambient temperature shall not exceed 40°C. Storage temperatures higher than 40°C could result in the deformation of packaging materials. The maximum relative humidity recommended for storage is 70%. High humidity with high temperature can accelerate the oxidation of the solder plating on the termination and reduce the solderability of the components. Sealed plastic bags with desiccant shall be used to reduce the oxidation of the termination and shall only be opened prior to use. The products shall not be stored in areas where harmful gases containing sulfur or chlorine are present.

## ■ Cautions and warnings

### 1、 Handling

- CHIP FUSE must not be dropped. Chip-offs must not be caused during handling of FUSEs.
- Components must not be touched with bare hands. Gloves are recommended.
- Avoid contamination of fuse surface during handling.

### 2、 Soldering

- Use resin-type flux or non-activated flux.
- Insufficient preheating may cause ceramic cracks.
- Rapid cooling by dipping in solvent is not recommended.
- Complete removal of flux is recommended.

### 3、 Mounting

- Electrode must not be scratched before/during/after the mounting process.
- Contacts and housings used for assembly with fuses have to be clean before mounting.
- During operation, the fuse's surface temperature can be very high (ICL). Ensure that adjacent components are placed at a sufficient distance from the fuse to allow for proper cooling of the fuses.
- Ensure that adjacent materials are designed for operation at temperatures comparable to the surface temperature of the fuse. Be sure that surrounding parts and materials can withstand this temperature.
- Avoid contamination of fuse surface during processing.

### 4、 Operation

- Use fuses only within the specified operating temperature range.
- Environmental conditions must not harm the fuses. Use fuses only in normal atmospheric conditions.
- Contact of chip fuses with any liquids and solvents should be prevented. It must be ensured that no water enters the chip fuse (e.g. through plug terminals). For measurement purposes (checking the specified resistance vs. temperature), the component must not be immersed in water but in suitable liquids (e.g. Galden).
- Avoid dewing and condensation.

## ■ Notice

Specifications of the products displayed herein are subject to change without notice. We assume no responsibility or liability for any errors or inaccuracies.

Information contained herein is intended to provide a product description only. No license, express or implied, by estoppel or otherwise, to any intellectual property rights is granted by this document. Except as provided in Wayon's terms and conditions of sale for such products, Wayon assumes no liability whatsoever, and disclaims any express or implied warranty, relating to sale and/or use of Wayon products including liability or warranties relating to fitness for a particular purpose, merchantability, or infringement of any patent, copyright, or other intellectual property right.