

Features Typical



- ☐ Extremely small size with 250 VAC rating
- ☐ Surface mount fuses in AC applications
- ☐ Excellent inrush current withstanding capability
- ☐ Fiberglass enforced epoxy fuse body
- ☐ Copper termination with nickel and tin plating
- ☐ Operating temperature range: -55°C to +125 °C

WCAF2410F series (Rev: C)

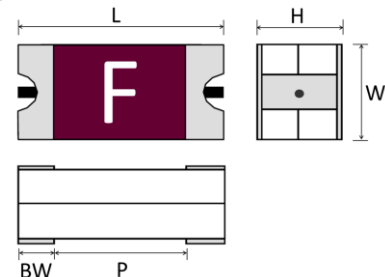
SMD Air Fuse

■ Applications

Circuit Protecting in LCD monitors, portable communication products, battery chargers, medical equipment, industrial equipment, digital products, etc.

■ Product Dimensions

	Inch	mm
L	0.240±0.006	6.10±0.15
W	0.098±0.006	2.49±0.15
H	0.085±0.008	2.16±0.20
BW	0.053±0.015	1.35±0.38
P	≥0.118	≥3.00



■ Part Numbering

WC AF 2410 F 2000A 065V

(1) (2) (3) (4) (5) (6)

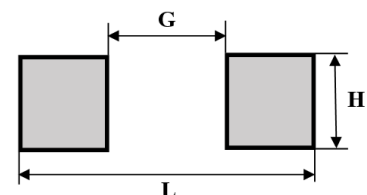
- (1) Company code: Wayon Ceramics Dept.
- (2) Product code: Air Fuse
- (3) Size code: Standard EIA Chip Size
- (4) Series code: F
- (5) Current rating code: 2000A-20A
- (6) Voltage rating code: 065V-65VDC

■ Clear-Time Characteristics

% of current rating	Clear-time at 25°C	
	Min	Max
100%	4 hours	
200% (0.5~10.0A)	0.01 seconds	5 seconds
200% (12.0~20.0A)	0.01 seconds	20 seconds

■ Recommended land pattern

\	2410	
	Inch	mm
L	0.338	8.60
G	0.118	3.00
H	0.124	3.15



Wayon Electronics Co. Ltd.

No. 1001, Shiwang 7th Road, Shanghai 201202, P. R. China

Tel: 86-21- 50968308

E-mail: market@way-on.com

[Http://www.way-on.com](http://www.way-on.com)

Specifications are subject to change without notice

Page 1 of 4

■ Electrical Characteristics

Part Number	Current Rating(A)	Voltage Rating(V)		Interrupting Rating	Nominal Cold DCR (Ω)	Nominal I ² t (A ² s)	Marking
		AC	DC				
WCAF2410F0050A250V	0.5	250	250	0.5~2A: 100A@250VAC 1500A@250VDC 2.5~8A: 50A@125VAC 50A@125VAC 200A@86VDC 300A@32VDC` 10A: 35A@125VAC 50A@125VDC 200A@86VDC 300A@32VDC 12~15A: 50A@65VAC 200A@86VDC 300A@32VDC 20A: 50A@65VAC 200A@86VDC 300A@32VDC	0.229	0.12	C
WCAF2410F0063A250V	0.63				0.171	0.16	S
WCAF2410F0075A250V	0.75				0.146	0.25	D
WCAF2410F0100A250V	1				0.092	0.64	E
WCAF2410F0125A250V	1.25				0.072	0.95	F
WCAF2410F0150A250V	1.5				0.063	1.16	G
WCAF2410F0200A250V	2				0.045	2.81	I
WCAF2410F0250A125V	2.5	125	125		0.031	1.21	J
WCAF2410F0300A125V	3				0.025	1.85	K
WCAF2410F0315A125V	3.15				0.023	2.25	V
WCAF2410F0350A125V	3.5				0.022	2.66	L
WCAF2410F0400A125V	4				0.017	4.34	M
WCAF2410F0500A125V	5				0.014	5.94	N
WCAF2410F0630A125V	6.3				0.011	12.87	O
WCAF2410F0700A125V	7				0.009	14.81	P
WCAF2410F0800A125V	8				0.008	21.11	R
WCAF2410F1000A125V	10				0.006	30.42	Q
WCAF2410F1200A065V	12	65	86		0.005	51.55	X
WCAF2410F1500A065V	15				0.004	106.53	Y
WCAF2410F2000A065V	20				0.003	130.14	Z

Notice: 1. Measured at $\leq 10\%$ rated current and 25°C ambient.
 2. Melting I^2t at 0.001 second pre-arcing time.

Wayon Electronics Co. Ltd.

No. 1001, Shiwang 7th Road, Shanghai 201202, P. R. China

Tel: 86-21- 50968308

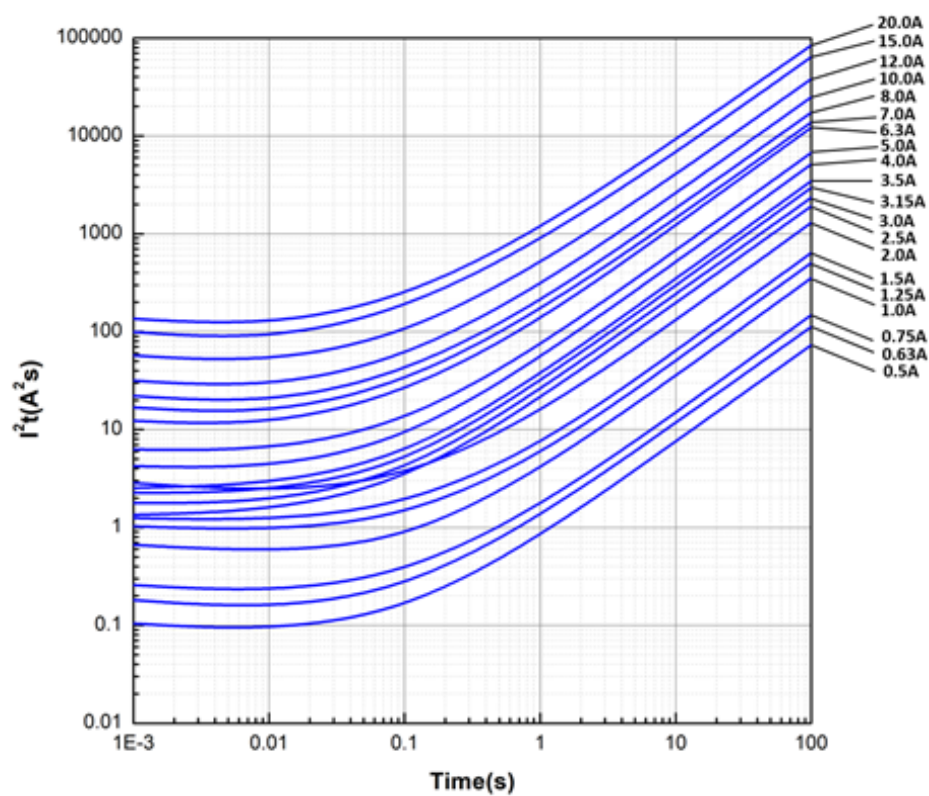
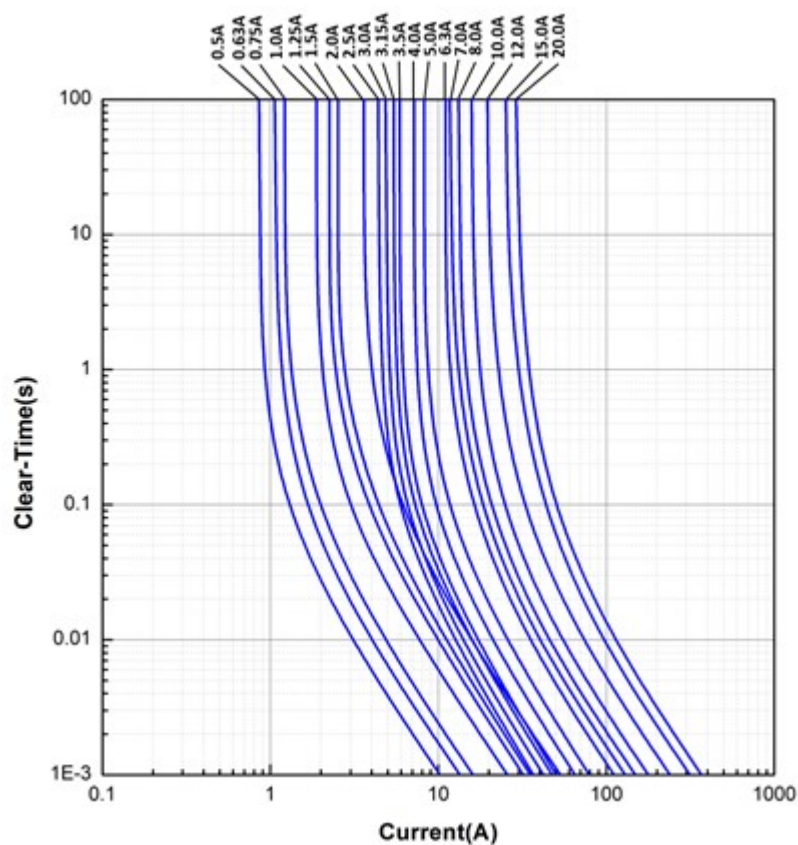
E-mail: market@way-on.com

[Http://www.way-on.com](http://www.way-on.com)

Specifications are subject to change without notice

Page 2 of 4

■ Average Clear-Time Curves And I^2t vs. t Curves



Wayon Electronics Co.,Ltd.

No. 1001, Shiwang 7th Road, Shanghai 201202, P. R. China

Tel: 86-21- 50968308

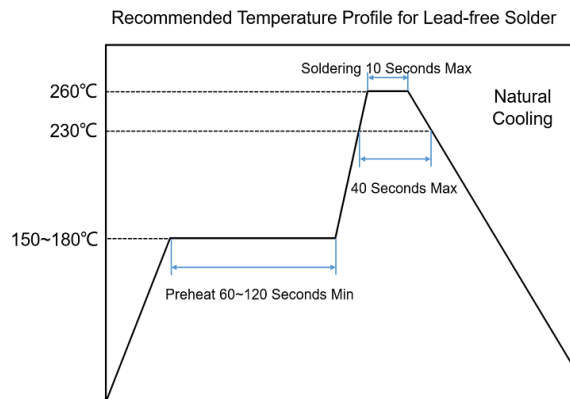
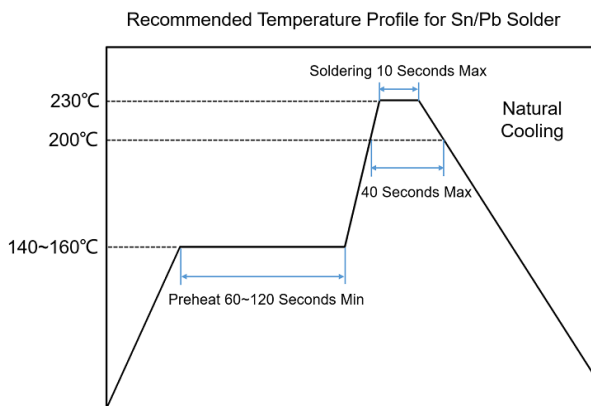
E-mail: market@way-on.com

[Http://www.way-on.com](http://www.way-on.com)

Specifications are subject to change without notice

Page 3 of 4

■ Solder Reflow Recommendations



Recommended conditions for hand soldering:

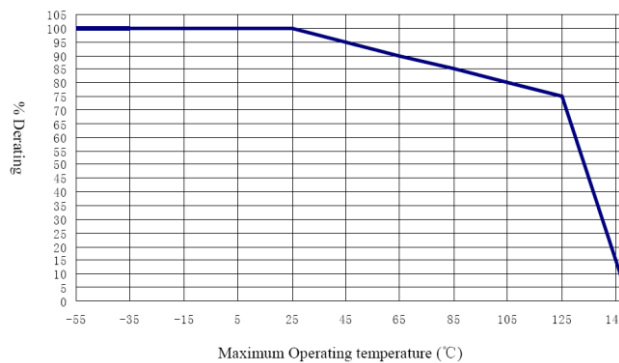
1. Preheating: 150°C, 60s (min) Appropriate temperature (max) of soldering iron tip/soldering time (max): 280°C/10s or 350°C/3s Maximum temperature of soldering iron tip/soldering time: 350°C/9s or 400°C/8s.
2. Using hot air rework station with tip that can melt the solder on both terminations of the same time is strongly recommended, don't directly contact the chip termination with the tip of soldering iron.

■ Electrical Specifications

Fuse Selection and Temperature De-rating Guideline:

The ambient temperature affects the current carrying capacity of fuses. When a fuse is operating at a temperature higher than 25°C, the fuse shall be "de-rated".

To select a fuse from the catalog, the following rule may be followed: Catalog Fuse Current Rating = Nominal Operating Current/0.75/% De-rating at the maximum operating temperature.



■ Packaging and Storage

WAYON's chip fuse are provided on tape-and-reel for use in pick-and-place machines or in bulk for special applications. Both tape-and-reel and bulk products are sealed in plastic bags with desiccant.

Chip Size Parts on 7 inch (178 mm) Reel: 2000pcs.

The maximum ambient temperature shall not exceed 40°C. Storage temperatures higher than 40°C could result in the deformation of packaging materials. The maximum relative humidity recommended for storage is 70%. High humidity with high temperature can accelerate the oxidation of the solder plating on the termination and reduce the solderability of the components. Sealed plastic bags with desiccant shall be used to reduce the oxidation of the termination and shall only be opened prior to use. The products shall not be stored in areas where harmful gases containing sulfur or chlorine are present.